

SELECT DATA FROM

CLEMENTS WORLDWIDE

RISK

INDEX

2018

Risk Index Overview

industry sector breakdown across participants

	n (533)	%
international schools	108	20%
NGOs/ UN	71	11%
transportation	55	10%
construction	52	10%
banking	41	8%
IT	41	8%
manufacturing	40	8%
tourism	33	6%
oil & gas	33	6%
government agencies	24	5%
gov. contractors	17	3%
other	18	3%

participant global revenue range

	%
\$50M - more	28%
\$10M - \$50M	34%
\$1M - \$10M	33%
less than \$1M	5%

participant company global headcount

	%
more than 1,000	30%
251 - 1,000	32%
101 - 250	25%
0 - 100	13%

percentage of organizational activity per region



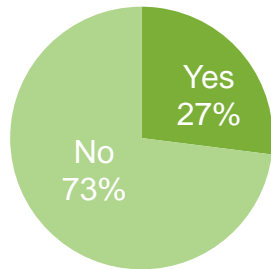
Risk Index Overview (2)



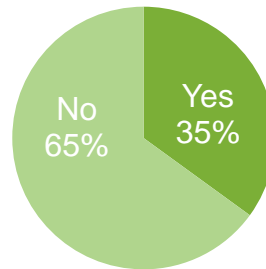
Risk Index Results

Have global risk concerns caused the organization to delay or abandon global expansion in the last 12 months?

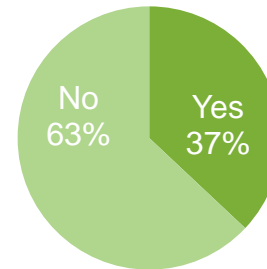
Winter/ Spring 2016



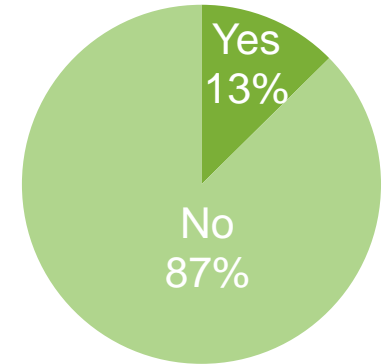
Summer/ Fall 2016



2017



2018



Risk Index Results

What types of political/ labor unrest do you find likely to occur in the next 6 to 12 months in the country/countries you are operating?

Demonstrations regarding economic downturn	26%
Disruptions from elections or political environment	35%
Disruptions as a result of refugees/ migration	18%
Currency challenges	31%
Civil unrest or labor strikes	23%
Insurrection or ongoing war	13%
Terrorism	28%
Looting	6%
Riots	9%
None	21%

Risk Index Results

Which health related concerns do you believe you need to be more prepared for in 2018?

Spread of outbreaks and diseases, like Zika virus, typhoid, or yellow fever	26%
Evacuation services for employees working abroad	30%
Better access to Western-type medical facilities in developing markets abroad	29%
Ability to obtain standardized health insurance plans for employees working in different countries	24%
Cost increases associated with medical coverage	36%
Availability of good mental health counseling, including through online tools	17%
None	15%

What types of legislation risk do you find likely to occur in the next 6 to 12 months in the country/countries you are operating?

New capital and currency controls	21%
Limited access to raw materials / naturalization of natural resources	18%
Increased bureaucracy for business process	37%
Legislation that encourages local business investments	23%
Difficulty in conducting business due to local business practices	22%
Unclear legislation impacting business operations	24%
Local compliance in regards to insurance and finance	15%
None	22%

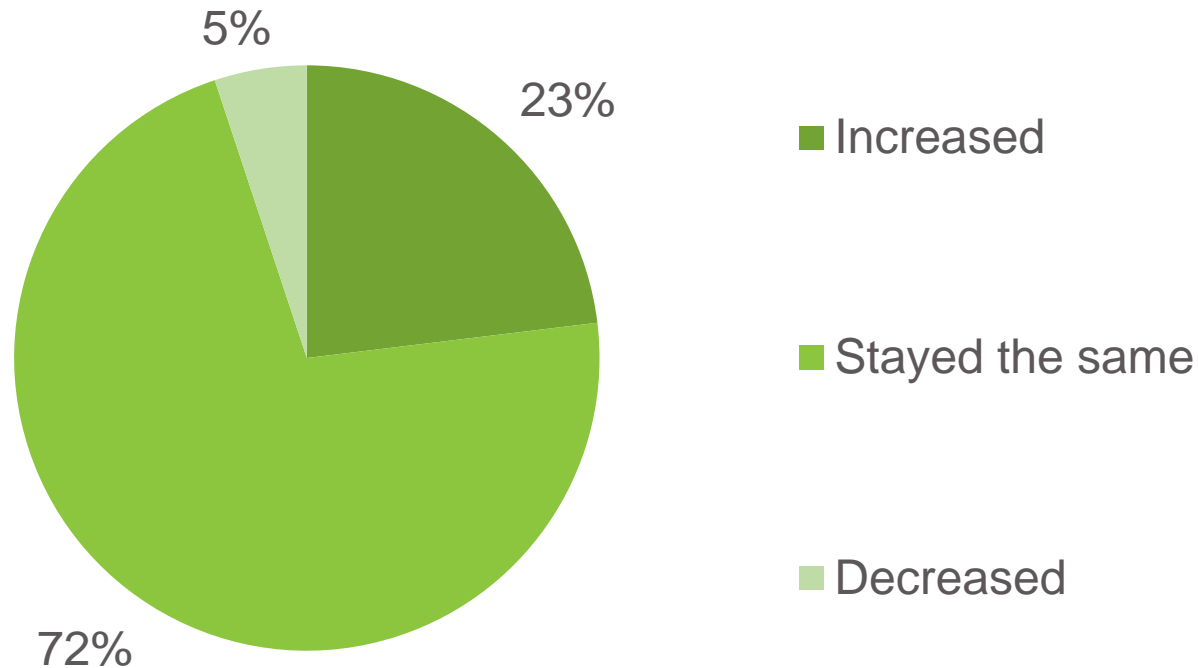
Risk Index Results

What types of arrangements are you making to be prepared for incidents caused by natural disasters/ climate change?

Exploring adaptations to buildings or operations to be better prepared	24%
Considering moving operations from areas with high natural disaster risk	28%
Examining insurance solutions to address financial risks from natural disaster	32%
Developing new procedures and emergency plans in case of an incident	41%
Contingency plans for temporary relocations of operations	22%
None	18%

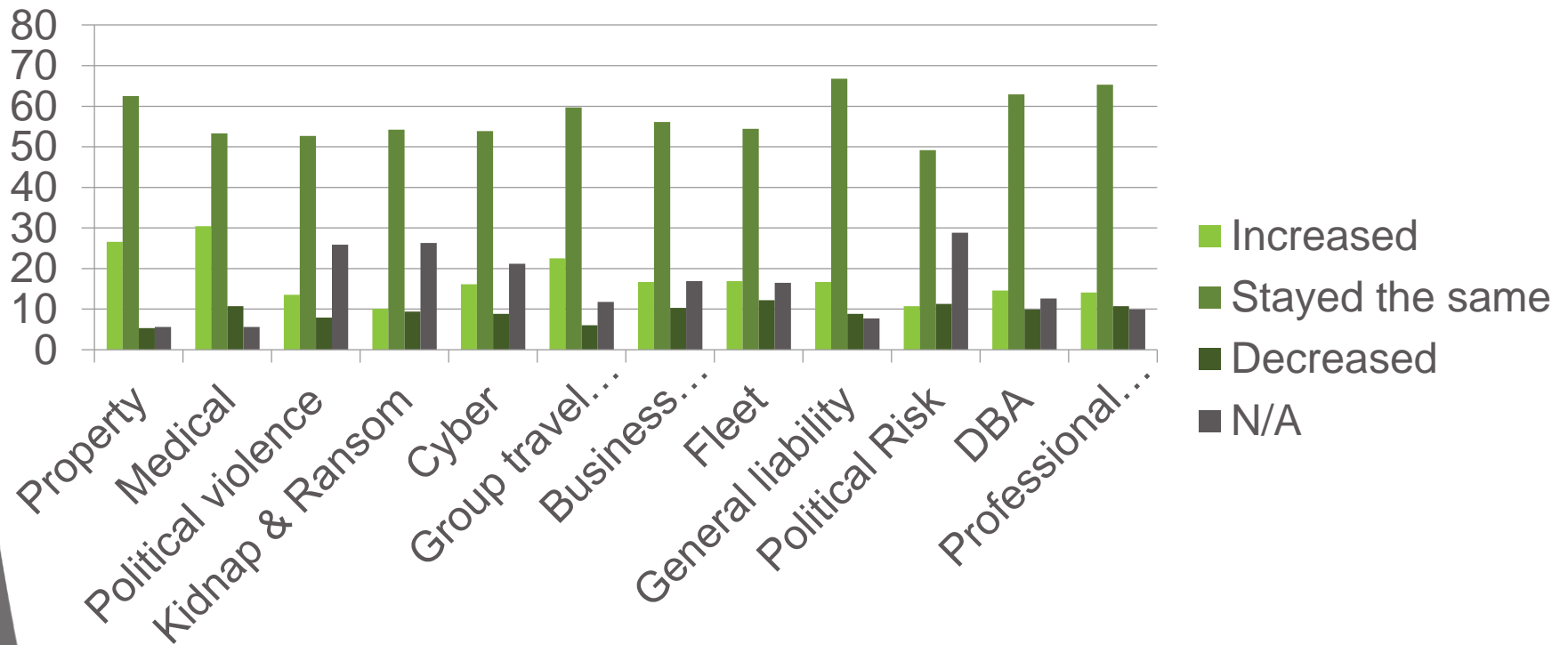
Risk Index Results

How have international risks facing the organization changed over the past 12 months?



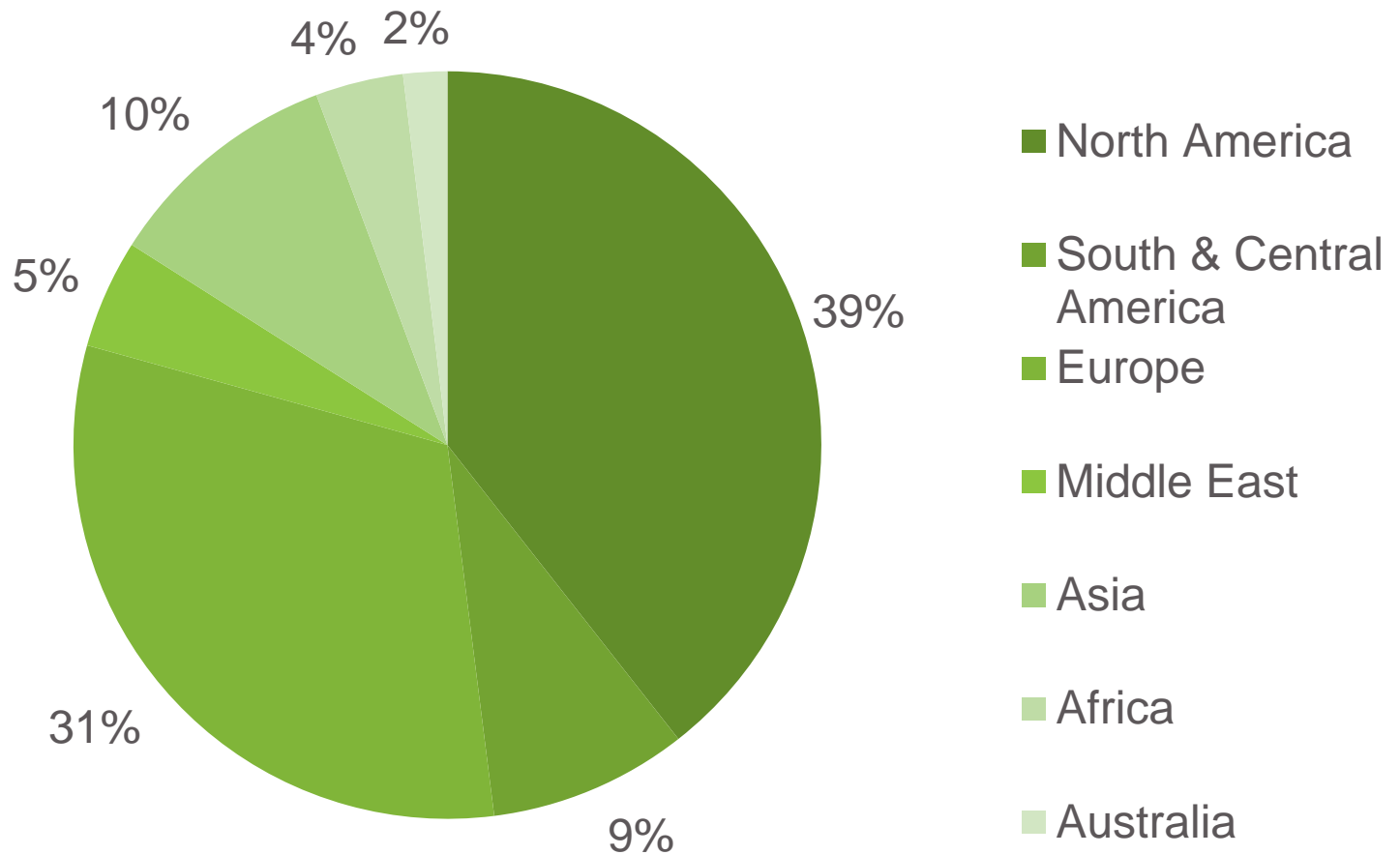
Risk Index Results

Spending for the organization's business international insurance in the past year has:



Risk Index Results

In what region is the organization's headquarters located?



Thank you for your time

Download a copy of the full report at:
www.clements.com/riskindex

Questions?
request@clements.com

Washington, DC

1301 K St NW,
Suite 1200 West,
Washington, DC 20005

London

40 Lime Street,
London, UK
EC3M 7AW

Dubai

The Gate Precinct
Building 3- DIFC
Level 5, Office 509
Dubai UAE